

ROTAMAT® Complete Plant Ro 5



The original

- Well-proven mechanical pre-treatment components
- With aerated or optionally unaerated grit channel
- Grit trap design according to DWA or customized
- Separate grease trap with semi-automatic grease removal (optional)




➤➤ The situation

For reasons of operational safety the first step of sewage treatment works is generally mechanical wastewater pre-treatment including:

- Fine screening (1)
- Screenings treatment (2)
- Grit separation (3)
- Grit classification (4)
- Separation and removal of fat and grease (5)

Complete wastewater pre-treatment prevents operational problems, such as blockages, wear, or silting. We developed and supplied our first ROTAMAT® Complete Plant Ro5 during the 1980s. Since then hundreds of consulting engineers and operators have selected and installed our Complete Plants because of their reliable operation and low maintenance. Planning and installation of our ROTAMAT® Complete Plants is not only quick and easy, but also saves considerable construction costs.



View of a ROTAMAT® Complete Plant Ro 5

➤➤ Design and function

1. Fine screening

Depending on the specific conditions and data, such as peak flow, screenings load and grit load, one of the following screens is selected:

- ROTAMAT® Fine Screen Ro 1
Bar spacing 6 or 10 mm
- ROTAMAT® Rotary Drum Fine Screen Ro 2 / RPPS
Bar spacing 1 - 6 mm
- ROTAMAT® Micro Strainer Ro 9
Bar spacing 1 - 6 mm
- HUBER Belt Screen EscaMax®
Perforation 1 - 10 mm
- STEP SCREEN® SSF
Slot width 3 / 6 mm

Other separation sizes can be supplied on demand. Separate brochures are available for these screens and the WAP.

2. Screenings treatment

Fine Screen Ro 1
Rotary Drum Fine Screen Ro 2 / RPPS
Micro Strainer Ro 9

All ROTAMAT® Screens include a screenings press.

- Screenings washing with IRGA (optional)
- Dewatering and compaction in integrated screenings press

Solids concentration of screenings: Up to 45 % DS.

STEP SCREEN® SSF, Belt Screen EscaMax®

- A separate Screenings Wash Press WAP is usually installed behind a Step Screen®.

Solids concentration of screenings, depending on the WAP type used: Up to 50 % DS.



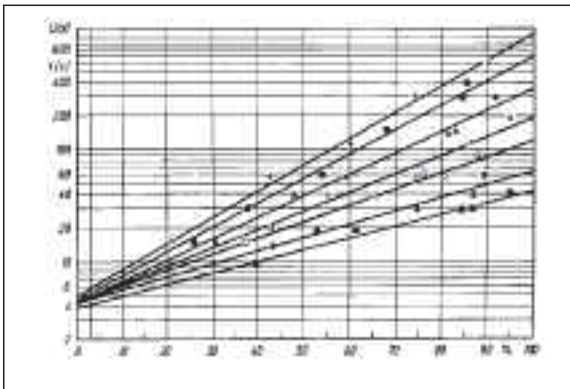
Well-proven wastewater fine screen:
ROTAMAT Rotary Drum Fine Screen Ro 2 / RPPS



Washed and compacted screenings – the ideal fuel

3. Grit separation

The grit channels of our ROTAMAT® Complete Plants are designed in accordance with international standards or the customer's specific requirements. The grit channels are available as aerated or optionally unaerated units. The selection of the grit channel type (aerated or unaerated) depends on various criteria, such as the storm/dry weather flow ratio or whether further grit treatment systems are planned.



Settled grit depending on its residence time within the grit channel. Source: ATV handbook, mechanical wastewater treatment, 4th edition, 1997, page 111

4. Grit removal and discharge

The settled grit is collected from the bottom of the grit channel with a horizontal grit screw. An inclined grit screw conveys, agitates and dewateres the collected grit.

The classified grit slides from the upper end of the inclined screw into a RoSF 4/t Grit Washer.




Classifying screw with subsequent Grit Washer RoSF 4/tC

5. Grease separation and removal (optional)

Separation of fats and grease is only available when used with aerated grit channels. The grease is collected in a separate chamber with the partition between the grit trap chamber and grease chamber consisting of a slotted scum board.

In contrast to many competitors, the floating fats and oils are skimmed off the water surface with a paddle scraper that is slowly pulled with a stainless steel rope. The paddle is shaped so that it removes virtually all floating matter from the grease trap. Anaerobic degradation of fat and grease, and therefore with odor nuisance, is thus prevented.



Paddle scraper for grease removal from the grease trap. According to the principle of a longitudinal grit removal scraper the grease paddle pushes the floating fat and grease into the pump sump.

►► The benefits

- Complete and compact headwork unit performing the following process steps:
 - Fine screening
 - Screenings washing (optional)
 - Screenings dewatering
 - Grit separation
 - Grit dewatering
 - Grit trap aeration (optional)
 - Optional combination with grit washing
 - Grease separation and removal (optional)
- Removal efficiency in accordance with international standards (DWA) with Q_{\max} : 90 % of 75 mesh grit (particle diameter 0.2 – 0.25 mm)
- Throughput capacity up to 300 l/s
- Separate grease chamber with semi-automatic grease removal (optional)
- Completely encased unit, no odor nuisance
- Frost protection for outdoor installation (optional)
- Above-ground or underground installation
- More than 800 installations
- Completely made of stainless steel (including the classifying screw)



Redundant Ro 5 Complete Plants with additional Screenings Wash Press WAP



Odor-encased screenings discharge



Intensive washing of screenings in a WAP/SL Wash Press subsequent to a Complete Plant Ro 5



Underground, redundant Complete Plant Ro 5

Hans Huber AG

Maschinen- und Anlagenbau
Postfach 63 · D-92332 Berching

Phone: + 49 - 84 62 - 201 - 0
Telefax: + 49 - 84 62 - 201 - 810
E-mail: info@huber.de
Internet: www.huber.de

Subject to technical modification

ROTAMAT®
Complete Plant Ro 5